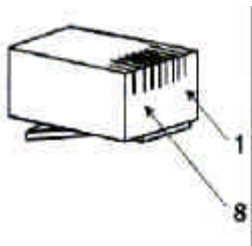
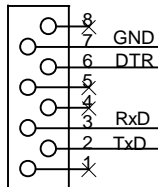


# RJ45 8/8 M



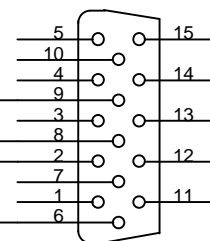
## TPE

J1

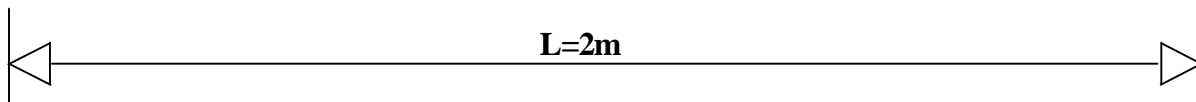


RJ45-8

## MODEM



CONNECTOR HD 15 M WITH MOUNTING SCREW



Signaux TPE	RJ45 TPE	HD15 M MODEM
TxD	2	2
RxD	3	6
DTR	6	8
GND	7	9

<b>CONFIDENTIAL</b>	Design by:		For: <b>KORTEX PSI</b>	
	<b>KPSI</b>		139,147 Ave P.V. COUTURIER	
			93120 LA COURNEUVE - FRANCE	
	TITLE <b>SOLO 710 INTELLECT RJ45 - HD15</b>			
SIZE	Schematic Number		CB 001460	REV 1
DATE: Thursday, December 14, 2006			SHEET 1 of 1	