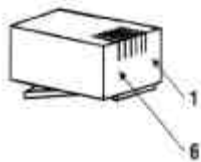
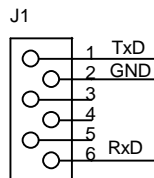


RJ11 (6/6)

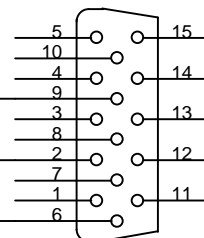


TPE

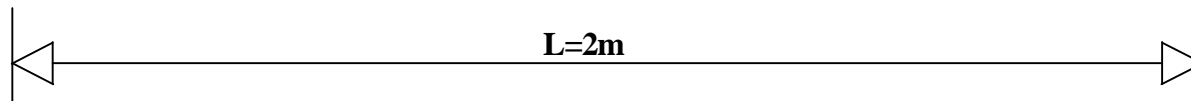


RJ11-6

MODEM



CONNECTOR HD 15 M WITH MOUNTING SCREW



Signaux TPE	HD15 M MODEM	RJ11 TPE
TxD	2	1
RxD	6	6
GND	9	2

CONFIDENTIAL	Design by:		For: KORTEX PSI	
	KPSI		139,147 Ave P.V. COUTURIER	
			93120 LA COURNEUVE - FRANCE	
	TITLE SOLO 710 INTELLECT HD15			
SIZE	Schematic Number CB 001340		REV	1
DATE: Wednesday, June 07, 2006		SHEET 1 of 1		