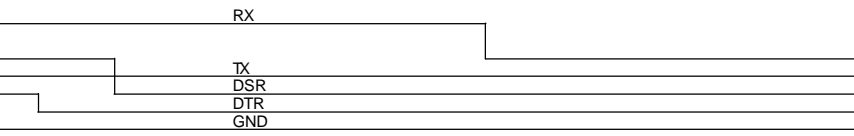
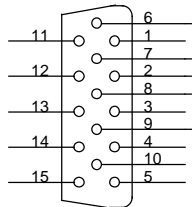
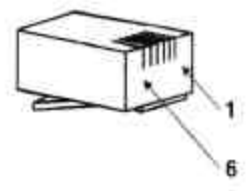


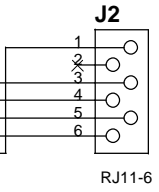
**MODEM**



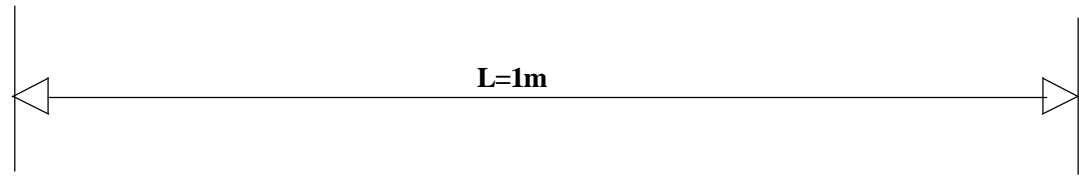
**RJ11 (6/6)**



**TPE**



CONNECTOR HD 15 M WITH MOUNTING SCREW



Désignation TPE	MODEM HD15 MALE	TPE RJ11 6/6 M
GND	9	1
TX	2	4
RX	6	3
DSR	7	5
DTR	8	6

<b>CONFIDENTIAL</b>	Design by:	For: <b>KORTEX PSI</b> 139,147 Ave P.V. COUTURIER 93120 LA COURNEUVE - FRANCE
	<b>KPSI</b>	
	TITLE <b>EFT10-30-930 SAGEM DTR</b>	
	SIZE	Schematic Number <b>CB001181</b>
DATE: Tuesday, November 07, 2006		SHEET 1 of 1